


Features

Typical applications

SmartCera



- Rapid switch.
- High voltage.
- Great current.
- Lead-free weld.

- Exchanger
- Main distribution frame
- Local internet
- ADSL

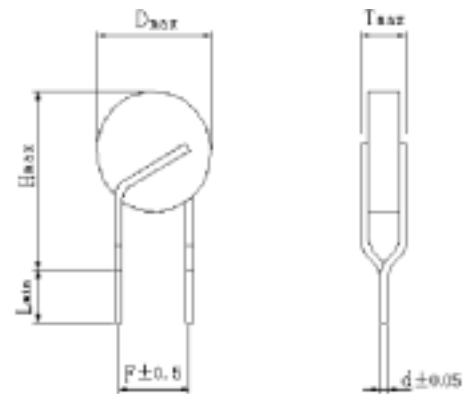


SCA series

R-line devices

Product Dimensions

Part number	D mm	T mm	H mm	L mm	F mm	d mm	code
SCA-8R0-221AUM	9.0	5.0	12	5	5.0	0.6	A
SCA-8R0-601ATM	14.0	5.0	16.5	5	7.5	0.6	B
SCA-100-251AUM	9.0	5.0	12	5	5.0	0.6	C
SCA-120-601ATM	14.0	5.0	16.5	5	7.5	0.6	D
SCA-150-251AUM	9.0	5.0	12	5	5.0	0.6	E
SCA-180-251AXM	7.5	5.0	11	5	5.0	0.6	F
SCA-250-451ATM	10.0	5.0	14	3.5	5.0	0.6	G
SCA-300-301AXM	10.0	5.0	12	5	5.0	0.6	H
SCA-400-381AXM	10.0	5.0	12	5	5.0	0.6	I
SCA-500-401AXM	10.0	5.0	12	5	5.0	0.6	J
SCA-550-651AXM	10.0	5.0	14	3.5	5.0	0.6	K



MARK:

- SCA ← part series
8R0 ← resistance

* Lead materials: Tin-plate metal wire.

Electrical Characteristics

Part number	R (25)	Vmax (VAC)	IH (mA)	IT (mA)	Tf ()	Over current	Surge current	Power induction	Failure mode	New mark
SCA-8R0-221AUM	8	220	160	320	90			/		SCA8R0
SCA-8R0-601ATM	8	600	220	440	80					SCA8R0
SCA-100-251AUM	10	220	150	300	90			/		SCA100
SCA-120-601ATM	12	600	180	360	80					SCA120
SCA-150-251AUM	15	250	120	240	90			/		SCA150
SCA-180-251AXM	18	250	120	240	120			/		SCA180
SCA-250-451ATM	25	450	100	200	80					SCA250
SCA-300-301ATM	30	300	80	200	80					SCA300

SCA-400-381ATM	40	380	70	150	80	SCA40C
SCA-500-401ATM	50	400	60	120	80	SCA500
SCA-550-651ATM	55	650	60	120	80	SCA55C

I_H = Hold current: max current at which the device will not trip at 25 °C still air.

I_T = Trip current: min current at which the device will always trip at 25 °C still air.

V_{max} = Max voltage device can withstand without damage.

T_f = Reference Curie temperature.

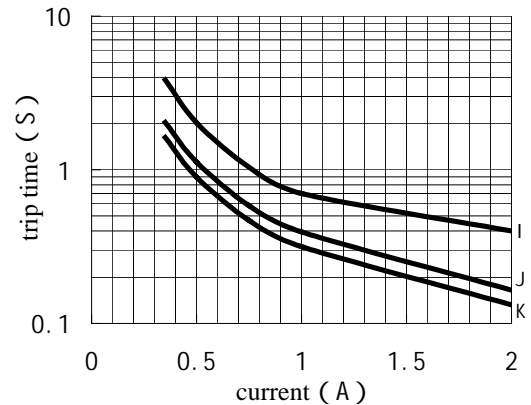
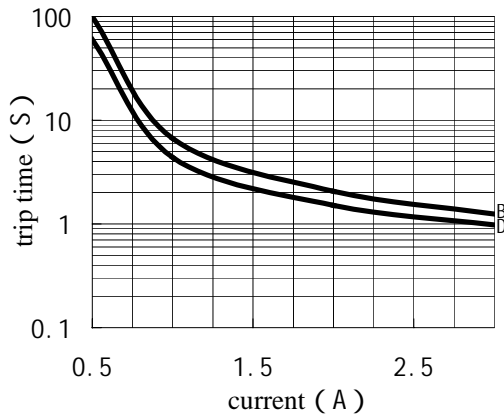
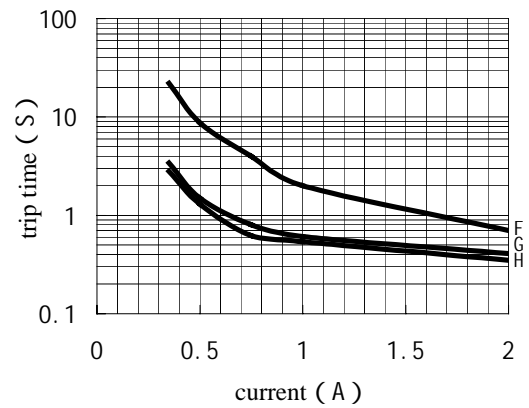
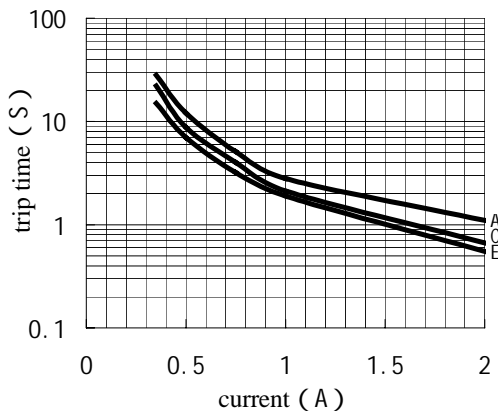
Over current (R% 10%) : : 220V , 2A , 30min , one time : 250V , 3A , 60s on , 600s off , ten times

Surge current (R% 30%) : : 10/310 μs , 1.5KV , 3min off , ten times : 10/750 μs , 1.5KV , 1min off , thirty times
: 10/1000 μs , 1.5KV , 1min off , 30 times

Power induction (R% 20%) : : 650V , Rs 600 , 1s on , 60s off , ten times

Failure mode (no arcing or burning) : : 220V , Rs 10 , 30min : 380V , Rs 10 , 30min : 650V , Rs 10 , 30min

Typical Time-to-Trip Curve at 25



Package Information

Bulk: 200pcs per bag.

Tape & Reel: 1000pcs per reel.