


**LB080LV**

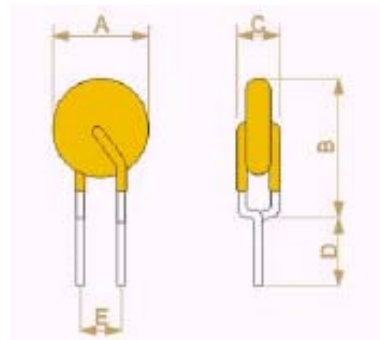
**Features**

- Radial leaded devices
- Designed for use in line voltage applications, permitting maximum voltages of up to 265 VAC
- Protecting against both overcurrent and overtemperature faults on the primary side of power supplies and transformers
- Available in lead-free version
- Recognition: UL、CSA、TUV is pending

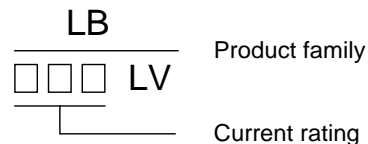


**Product Dimensions (mm)**

Part number	A	B	C	D	E	Lead Size( )
	Max	Max	Max	Min	Typ	
LB080LV	8.3	10.7	5.1	7.6	3.8	0.6



**Marking system**



\* Lead materials: Tin-plate metal wire.

\* Lead-free devices are available, the right logo is lead-free mark of wayon.



**Electrical Characteristics**

Part number	$I_H$	$I_T$	$T_{trip}$	$V_{max}$ interrupt	$I_{max}$	$R_{min}$	$R_{max}$
	(A)	(A)	Current(A) Time(S)	(V)	(A)	( )	( )
LB080LV	0.08	0.19	0.40 15.0	265	1.2	7.4	12.0

$I_H$ =Hold current: maximum current at which the device will not trip at 25 still air.

$I_T$ =Trip current: minimum current at which the device will always trip at 25 still air.

$T_{trip}$ =Maximum time to trip(s) at assigned current.

$V_{max}$ =Maximum voltage device can withstand without damage at rated current.

$I_{max}$ =Maximum fault current device can withstand without damage at rated voltage.

$R_{min}$ =Minimum device resistance at 25 prior to tripping.

$R_{max}$ =Maximum device resistance at 25 prior to tripping.

**Thermal Derating Chart- $I_H$ (A)**

Part number	Maximum ambient operating temperatures( )								
	-40	-20	0	25	40	50	60	70	85
LB080LV	0.14	0.12	0.10	0.08	0.06	0.06	0.05	0.04	0.03

**Package Information**

Bulk: 1000pcs per bag; Tape & Reel: 3000pcs per reel.