


LB600LV

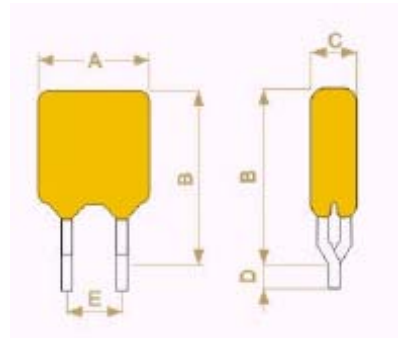
Features

- Radial leaded devices
- Designed for use in line voltage applications, permitting maximum voltages of up to 265 VAC
- Protecting against both overcurrent and overtemperature faults on the primary side of power supplies and transformers
- Available in lead-free version
- Recognition: UL、CSA、TUV is pending

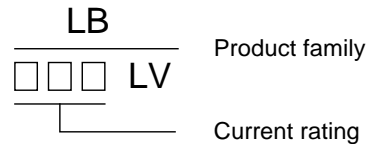


Product Dimensions (mm)

Part number	A	B	C	D	E	Lead Size()
	Max	Max	Max	Min	Typ	
LB600LV	11.5	19.5	5.1	7.6	3.8	0.6



Marking system



* Lead materials: Tin-plate metal wire.

* Lead-free devices are available, the right logo is lead-free mark of wayon.



Electrical Characteristics

Part number	I_H	I_T	T_{trip}	V_{max} interrupt	I_{max}	R_{min}	R_{max}
	(A)	(A)	Current(A) Time(S)	(V)	(A)	()	()
LB600LV	0.60	1.35	3.00 36.0	265	5.5	0.4	0.7

I_H =Hold current: maximum current at which the device will not trip at 25 still air.

I_T =Trip current: minimum current at which the device will always trip at 25 still air.

T_{trip} =Maximum time to trip(s) at assigned current.

V_{max} =Maximum voltage device can withstand without damage at rated current.

I_{max} =Maximum fault current device can withstand without damage at rated voltage.

R_{min} =Minimum device resistance at 25 prior to tripping.

R_{max} =Maximum device resistance at 25 prior to tripping.

Thermal Derating Chart- I_H (A)

Part number	Maximum ambient operating temperatures()								
	-40	-20	0	25	40	50	60	70	85
LB600LV	1.05	0.90	0.75	0.60	0.48	0.42	0.36	0.30	0.21

Package Information

Bulk: 1000pcs per bag; Tape & Reel: 3000pcs per reel.