




LP60-010

R-line resettable fuses

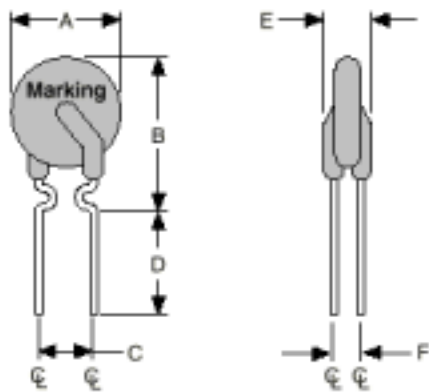
Features

- Radial leaded devices
- Cured, flame retardant epoxy polymer insulating material meets UL94 V-0 requirements
- Agency Recognition: UL, CSA, TUV

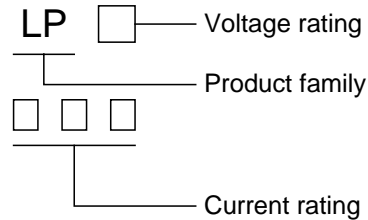


Product Dimensions (mm)

Part number	A	B	C	D	E	F	Lead	
	Max.	Max.	Typ.	Min.	Max.	Typ.	Style	Size()
LP60-010	5.7	10.9	5.1	7.6	3.1	1.1	1	0.6



Marking system



* Lead materials: Tin-plate metal wire.

* Lead-free devices are available, the right logo is lead-free mark of wayon.



Electrical Characteristics

part number	I_H (A)	I_T (A)	T_{trip} (S)	V_{max} (V)	I_{max} (A)	Pd_{typ} (W)	R_{min} ()	R_{max} ()
LP60-010	0.10	0.20	8.0	60	40	0.51	2.50	4.50

I_H =Hold current: maximum current at which the device will not trip at 25 still air.

I_T =Trip current: minimum current at which the device will always trip at 25 still air.

V_{max} =Maximum voltage device can withstand without damage at rated current.

I_{max} =Maximum fault current device can withstand without damage at rated voltage.

Pd_{typ} =Typical power dissipation: typical amount of power dissipated by the device when in state air environment.

T_{trip} =Maximum time to trip(s) at 5* I_H .

Thermal Derating Chart- I_H (A)

Part number	Maximum ambient operating temperatures()								
	-40	-20	0	25	40	50	60	70	85
LP60-010	0.18	0.15	0.13	0.10	0.08	0.07	0.06	0.05	0.03

Package Information

Bulk: 1000pcs per bag.

Tape & Reel: 3000pcs per reel.