




**LP60-030**

*R-line resettable fuses*

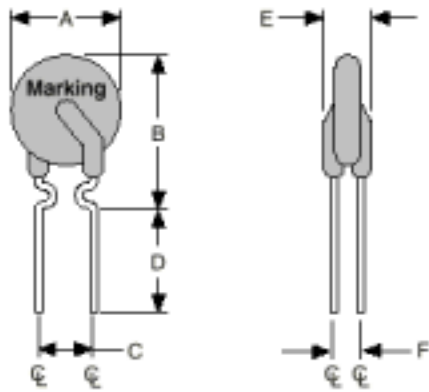
**Features**

- Radial leaded devices
- Cured, flame retardant epoxy polymer insulating material meets UL94 V-0 requirements
- Agency Recognition: UL, CSA, TUV

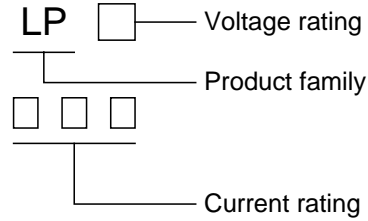


**Product Dimensions (mm)**

Part number	A	B	C	D	E	F	Lead
	Max.	Max.	Typ.	Min.	Max.	Typ.	Size( )
LP60-030	7.6	13.4	5.1	7.6	3.1	1.1	0.6



**Marking system**



\* Lead materials: Tin-plate metal wire.  
\* Lead-free devices are available, the right logo is lead-free mark of wayon.



**Electrical Characteristics**

part number	$I_H$ (A)	$I_T$ (A)	$T_{trip}$ (S)	$V_{max}$ (V)	$I_{max}$ (A)	$Pd_{typ}$ (W)	$R_{min}$ ( )	$R_{max}$ ( )
LP60-030	0.30	0.60	3.0	60	40	0.59	0.76	1.36

$I_H$ =Hold current: maximum current at which the device will not trip at 25 still air.  
 $I_T$ =Trip current: minimum current at which the device will always trip at 25 still air.  
 $V_{max}$ =Maximum voltage device can withstand without damage at rated current.  
 $I_{max}$ =Maximum fault current device can withstand without damage at rated voltage.  
 $Pd_{typ}$ =Typical power dissipation: typical amount of power dissipated by the device when in state air environment.  
 $T_{trip}$ =Maximum time to trip(s) at 5\*  $I_H$ .

**Thermal Derating Chart- $I_H(A)$**

Part number	Maximum ambient operating temperatures( )								
	-40	-20	0	25	40	50	60	70	85
LP60-030	0.52	0.44	0.38	0.30	0.24	0.22	0.18	0.14	0.10

**Package Information**

Bulk: 1000pcs per bag.  
Tape & Reel: 3000pcs per reel.