

**Polymer  
PTC Devices**

*R-line resettable fuses*

**Shanghai Wayon Thermo/Electro Materials Co.,Ltd.**

4th Floor, No.201, New Jinqiao Road, Shanghai 201206,China

Tel: 86-21- 50320161 58995165

Fax: 86-21-50320266

E-mail: [market@way-on.com](mailto:market@way-on.com)


[Http://www.way-on.com](http://www.way-on.com)



**LP60-160**

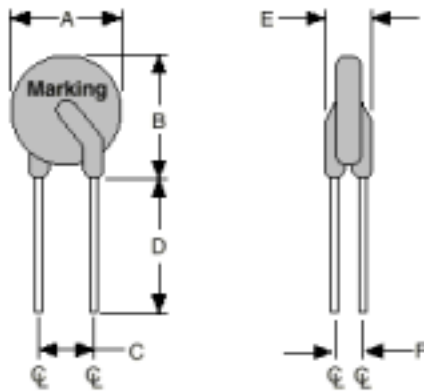
**Features**

- Radial leaded devices
- Cured, flame retardant epoxy polymer insulating material meets UL94 V-0 requirements
- Agency Recognition: UL, CSA, TUV

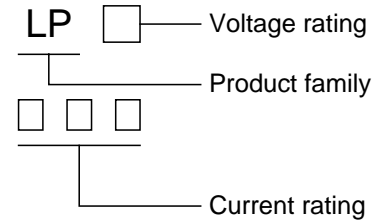


**Product Dimensions (mm)**

Part number	A	B	C	D	E	F	Lead
	Max.	Max.	Typ.	Min.	Max.	Typ.	Size( )
LP60-160	16.7	19.7	5.1	7.6	3.1	1.4	0.8



**Marking system**



\* Lead materials: Tin-plate metal wire.

\* Lead-free devices are available, the right logo is lead-free mark of wayon.



**Electrical Characteristics**

Part number	$I_H$ (A)	$I_T$ (A)	$T_{trip}$ (S)	$V_{max}$ (V)	$I_{max}$ (A)	$Pd_{typ}$ (W)	$R_{min}$ ( )	$R_{max}$ ( )
LP60-160	1.60	3.20	11.4	60	40	1.98	0.09	0.14

$I_H$ =Hold current: maximum current at which the device will not trip at 25 still air.

$I_T$ =Trip current: minimum current at which the device will always trip at 25 still air.

$V_{max}$ =Maximum voltage device can withstand without damage at rated current.

$I_{max}$ =Maximum fault current device can withstand without damage at rated voltage.

$Pd_{typ}$ =Typical power dissipation: typical amount of power dissipated by the device when in state air environment.

$T_{trip}$ =Maximum time to trip(s) at 5\*  $I_H$ .

**Thermal Derating Chart- $I_H$ (A)**

Part number	Maximum ambient operating temperatures( )								
	-40	-20	0	25	40	50	60	70	85
LP60-160	2.60	2.30	1.95	1.60	1.30	1.13	1.00	0.80	0.60

**Package Information**

Bulk: 1000pcs per bag.

Tape & Reel: 1500pcs per reel.