

**Polymer  
PTC Devices**

*R-line resettable fuses*

**Shanghai Wayon Thermo/Electro Materials Co.,Ltd.**

4th Floor, No.201, New Jinqiao Road, Shanghai 201206,China

Tel: 86-21- 50320161 58995165

Fax: 86-21-50320266

E-mail: [market@way-on.com](mailto:market@way-on.com)


[Http://www.way-on.com](http://www.way-on.com)



**LB400LV**

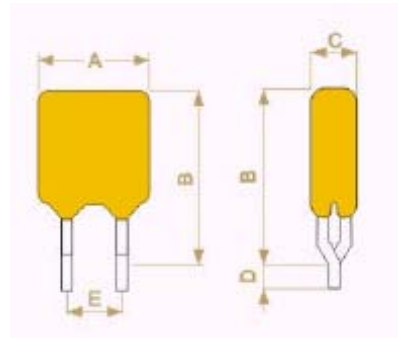
**Features**

- Radial leaded devices
- Designed for use in line voltage applications, permitting maximum voltages of up to 265 VAC
- Protecting against both overcurrent and overtemperature faults on the primary side of power supplies and transformers
- Available in lead-free version
- Recognition: UL、CSA、TUV is pending

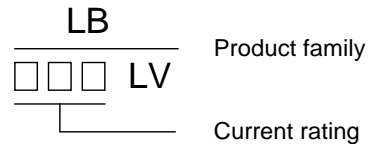


**Product Dimensions (mm)**

Part number	A	B	C	D	E	Lead Size( )
	Max	Max	Max	Min	Typ	
LB400LV	11.5	19.5	5.1	7.6	3.8	0.6



**Marking system**



\* Lead materials: Tin-plate metal wire.

\* Lead-free devices are available, the right logo is lead-free mark of wayon.



**Electrical Characteristics**

Part number	$I_H$	$I_T$	$T_{trip}$	$V_{max}$ interrupt	$I_{max}$	$R_{min}$	$R_{max}$
	(A)	(A)	Current(A) Time(S)	(V)	(A)	( )	( )
LB400LV	0.40	0.90	2.00 26.0	265	5.5	0.6	0.97

$I_H$ =Hold current: maximum current at which the device will not trip at 25 still air.

$I_T$ =Trip current: minimum current at which the device will always trip at 25 still air.

$T_{trip}$ =Maximum time to trip(s) at assigned current.

$V_{max}$ =Maximum voltage device can withstand without damage at rated current.

$I_{max}$ =Maximum fault current device can withstand without damage at rated voltage.

$R_{min}$ =Minimum device resistance at 25 prior to tripping.

$R_{max}$ =Maximum device resistance at 25 prior to tripping.

**Thermal Derating Chart- $I_H$ (A)**

Part number	Maximum ambient operating temperatures( )								
	-40	-20	0	25	40	50	60	70	85
LB400LV	0.70	0.60	0.50	0.40	0.32	0.28	0.24	0.20	0.14

**Package Information**

Bulk: 1000pcs per bag; Tape & Reel: 3000pcs per reel.