




LP60-025

R-line resettable fuses

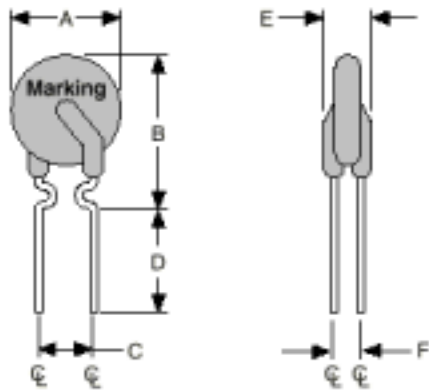
Features

- Radial leaded devices
- Cured, flame retardant epoxy polymer insulating material meets UL94 V-0 requirements
- Agency Recognition: UL, CSA, TUV

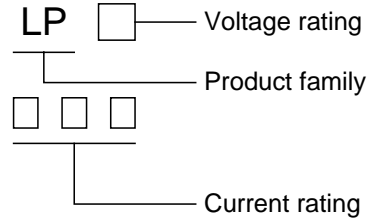


Product Dimensions (mm)

Part number	A	B	C	D	E	F	Lead
	Max.	Max.	Typ.	Min.	Max.	Typ.	Size()
LP60-025	6.1	11.4	5.1	7.6	3.1	1.1	0.6



Marking system



* Lead materials: Tin-plate metal wire.
 * Lead-free devices are available, the right logo is lead-free mark of wayon.



Electrical Characteristics

part number	I_H (A)	I_T (A)	T_{trip} (S)	V_{max} (V)	I_{max} (A)	Pd_{typ} (W)	R_{min} ()	R_{max} ()
LP60-025	0.25	0.50	3.2	60	40	0.52	1.00	1.95

I_H =Hold current: maximum current at which the device will not trip at 25 still air.
 I_T =Trip current: minimum current at which the device will always trip at 25 still air.
 V_{max} =Maximum voltage device can withstand without damage at rated current.
 I_{max} =Maximum fault current device can withstand without damage at rated voltage.
 Pd_{typ} =Typical power dissipation: typical amount of power dissipated by the device when in state air environment.
 T_{trip} =Maximum time to trip(s) at 5* I_H .

Thermal Derating Chart- $I_H(A)$

Part number	Maximum ambient operating temperatures()								
	-40	-20	0	25	40	50	60	70	85
LP60-025	0.42	0.36	0.31	0.25	0.20	0.18	0.16	0.12	0.09

Package Information

Bulk: 1000pcs per bag.
 Tape & Reel: 3000pcs per reel.