

**Polymer  
 PTC Devices**




**LP75-020**

*R-line resettable fuses*

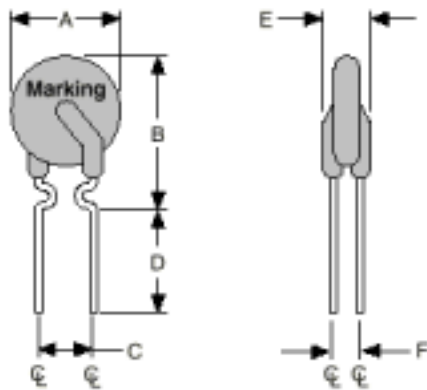
**Features**

- Radial leaded devices, higher rated voltage of 75V
- Cured, flame retardant epoxy polymer insulating material meets UL94 V-0 requirements
- Agency Recognition: UL、CSA、TUV

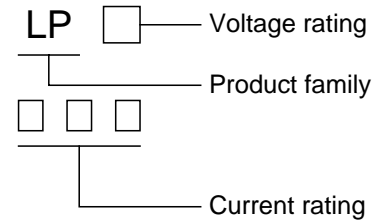


**Product Dimensions (mm)**

Part number	A	B	C	D	E	F	Lead
	Max.	Max.	Typ.	Min.	Max.	Typ.	Size( )
LP75-020	5.9	11.2	5.1	7.6	3.1	1.1	0.6



**Marking system**



- \* Lead materials: Tin-plate metal wire.
- \* Lead-free devices are available, the right logo is lead-free mark of wayon.



**Electrical Characteristics**

Part number	$I_H$ (A)	$I_T$ (A)	$T_{trip}$ (S)	$V_{max}$ (V)	$I_{max}$ (A)	$Pd_{typ}$ (W)	$R_{min}$ ( )	$R_{max}$ ( )
LP75-020	0.20	0.40	3.6	75	40	0.52	1.50	2.84

$I_H$ =Hold current: maximum current at which the device will not trip at 25 still air.  
 $I_T$ =Trip current: minimum current at which the device will always trip at 25 still air.  
 $V_{max}$ =Maximum voltage device can withstand without damage at rated current.  
 $I_{max}$ =Maximum fault current device can withstand without damage at rated voltage.  
 $Pd_{typ}$ =Power dissipation: typical amount of power dissipated by the device when in tripped state in 25 still air.  
 $T_{trip}$ =Maximum time to trip at 5 times hold current.

**Thermal Derating Chart- $I_H(A)$**

Part number	Maximum ambient operating temperatures( )								
	-40	-20	0	25	40	50	60	70	85
LP75-020	0.34	0.29	0.25	0.20	0.16	0.14	0.13	0.10	0.07

**Package Information**

Bulk: 1000pcs per bag.  
 Tape & Reel: 3000pcs per reel.