

**Polymer
PTC Devices**

R-line resettable fuses

Shanghai Wayon Thermo/Electro Materials Co.,Ltd.

4th Floor, No.201, New Jinqiao Road, Shanghai 201206,China

Tel: 86-21- 50320161 58995165

Fax: 86-21-50320266

E-mail: market@way-on.com


[Http://www.way-on.com](http://www.way-on.com)



LP75-185

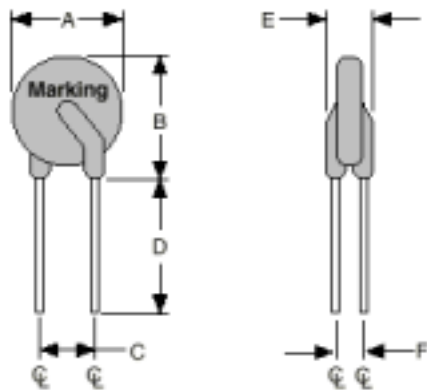
Features

- Radial leaded devices, higher rated voltage of 75V
- Cured, flame retardant epoxy polymer insulating material meets UL94 V-0 requirements
- Agency Recognition: UL、CSA、TUV

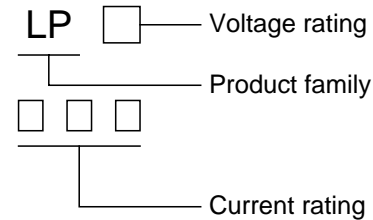


Product Dimensions (mm)

Part number	A	B	C	D	E	F	Lead
	Max.	Max.	Typ.	Min.	Max.	Typ.	Size()
LP75-185	17.8	22.9	5.1	7.6	3.1	1.4	0.8



Marking system



* Lead materials: Tin-plate metal wire.

* Lead-free devices are available,

the right logo is lead-free mark of wayon.



Electrical Characteristics

Part number	I_H (A)	I_T (A)	T_{trip} (S)	V_{max} (V)	I_{max} (A)	Pd_{typ} (W)	R_{min} ()	R_{max} ()
LP75-185	1.85	3.70	12.6	75	40	2.10	0.08	0.12

I_H =Hold current: maximum current at which the device will not trip at 25 still air.

I_T =Trip current: minimum current at which the device will always trip at 25 still air.

V_{max} =Maximum voltage device can withstand without damage at rated current.

I_{max} =Maximum fault current device can withstand without damage at rated voltage.

Pd_{typ} =Power dissipation: typical amount of power dissipated by the device when in tripped state in 25 still air.

T_{trip} =Maximum time to trip at 5 times hold current.

Thermal Derating Chart- $I_H(A)$

Part number	Maximum ambient operating temperatures()								
	-40	-20	0	25	40	50	60	70	85
LP75-185	3.00	2.63	2.30	1.85	1.50	1.33	1.12	0.92	0.67

Package Information

Bulk: 1000pcs per bag.

Tape & Reel: 1000pcs per reel.