

**Polymer
PTC Devices**

Strap resettable fuses

Shanghai Wayon Thermo/Electro Materials Co.,Ltd.
4th Floor, No.201, New Jinqiao Road, Shanghai 201206,China
Tel: 86-21- 50320161 58995165 Fax: 86-21-50320266
E-mail: market@way-on.com [Http://www.way-on.com](http://www.way-on.com)



LP-CW210

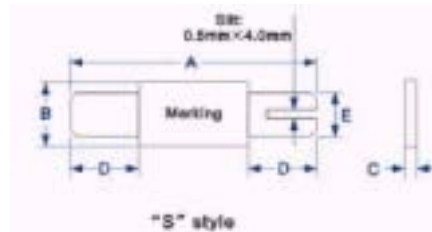
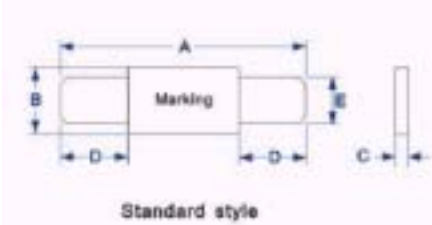
Features

- Strap devices, Axial leaded, Very low initial resistance
- Low switching temperature, Provides overcurrent protection with 90 °C trip temperature
- Protection of NiCd/NiMH rechargeable battery packs, Li-ion /Polymer Li-ion battery
- Available in lead-free version
- Agency recognition: UL、CSA、TUV

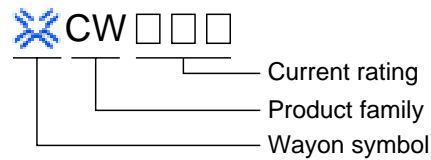


Product Dimensions (mm)

Part number	A		B		C		D		E	
	Min.	Max.	Min.	Max.	Min.	Max.	Min.	Max.	Min.	Max.
LP-CW210	20.9	23.1	4.9	5.5	0.5	0.8	4.5	6.0	3.9	4.1



Marking system



- * Lead materials: Nickel.
- * Insulating material: Polyester tape.
- * Lead-free devices are available, the right logo is lead-free mark of wayon.



Electrical Characteristics

Part number	I_H	I_T	T_{trip}		V_{max}	I_{max}	R_{min}	R_{max}
	(A)	(A)	Current(A)	Time(S)	(V)	(A)	()	()
LP-CW210	2.10	4.70	10.0	5.0	16	100	0.018	0.030

I_H =Hold current: maximum current at which the device will not trip at 25 °C still air.

I_T =Trip current: minimum current at which the device will always trip at 25 °C still air.

T_{trip} =Maximum time to trip(s) at assigned current.

V_{max} =Maximum voltage device can withstand without damage at rated current.

I_{max} =Maximum fault current device can withstand without damage at rated voltage.

R_{min} =Minimum device resistance at 25 °C prior to tripping.

R_{max} =Maximum device resistance at 25 °C prior to tripping.

Thermal Derating Chart- I_H (A)

Part number	Maximum ambient operating temperatures(°C)							
	-40	-20	0	25	40	50	60	70
LP-CW200	4.1	3.5	2.9	2.1	1.6	1.3	1.0	0.7

Packaging: Bulk, 1000pcs per bag.