



**LP-MSM190**

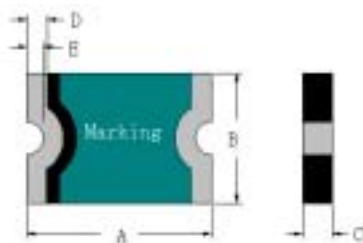
**Features**

- Small size of 1812
- Fast tripping resettable circuit protection
- Surface mount packaging for automated assembly
- Agency Recognition: UL、CSA、TUV

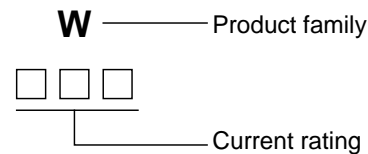


**Product Dimensions (mm)**

Part number	A	B	C	D	E
	Max.	Max.	Max.	Max.	Min.
LP-MSM190	11.51	5.33	0.55	0.60	0.30



**Part Marking System**

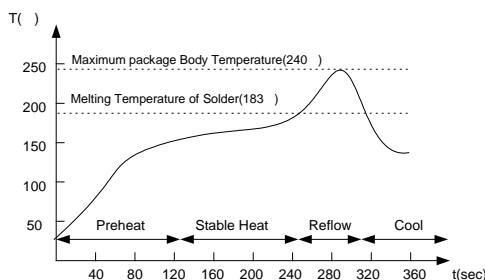
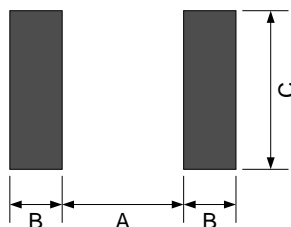


**Electrical Characteristics**

Part number	I <sub>H</sub> (A)	I <sub>T</sub> (A)	V <sub>max</sub> (V)	I <sub>max</sub> (A)	T <sub>trip</sub> Current(A) Time(S)	Pd <sub>typ</sub> (W)	R <sub>min</sub> ( )	R <sub>1max</sub> ( )
LP-MSM190	1.90	3.80	16	100	10.0 2.00	1.5	0.024	0.08

I<sub>H</sub>=Hold current: maximum current at which the device will not trip at 25 still air.  
 I<sub>T</sub>=Trip current: minimum current at which the device will always trip at 25 still air.  
 V<sub>max</sub>=Maximum voltage device can withstand without damage at rated current.  
 I<sub>max</sub>=Maximum fault current device can withstand without damage at rated voltage.  
 T<sub>trip</sub>=Maximum time to trip(s) at assigned current.  
 Pd<sub>typ</sub>=Typical power dissipation: typical amount of power dissipated by the device when in state air environment.  
 R<sub>min</sub>=Minimum device resistance at 25 prior to tripping.  
 R<sub>1max</sub>=Maximum device resistance measured in the nontripped state 1 hour post reflow.

**Solder Reflow Recommendations**



**Solder Pad Layouts**

Part number	A (mm)	B (mm)	C (mm)
LP-MSM190	9.57	1.45	4.75

\* Recommended reflow methods: IR, Vapor phase oven, hot air oven, wave solder.

\* Devices can be cleaned using standard industry methods and solvents.

**Notes:**

If reflow temperatures exceed the recommended profile, devices may not meet the performance requirements.

**Package Information**

Tape & Reel(bag): 1000pcs per bag.