

Features

- Radial leaded devices
- Designed for use in line voltage applications, permitting maximum voltages of up to 265 VAC
- Protecting against both overcurrent and overtemperature faults on the primary side of power supplies and transformers
- Available in lead-free version
- Agency Recognition: UL, CSA, TUV

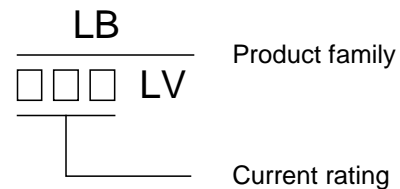
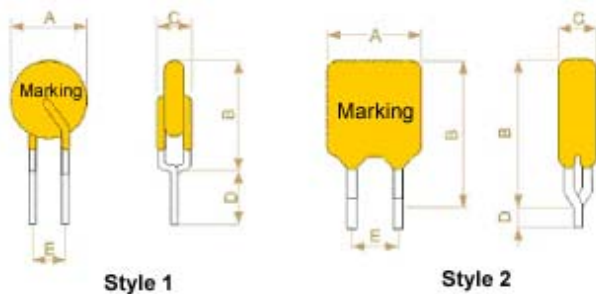


LBLV series R-line devices

Product Dimensions (mm)

Part number	A	B	C	D	E	Lead	
	Max	Max	Max	Min	Typ	Style	Size()
LB050LV	8.3	10.7	5.1	7.6	3.8	1	0.6
LB080LV	8.3	10.7	5.1	7.6	3.8	1	0.6
LB120LV	8.3	10.7	5.1	7.6	3.8	1	0.6
LB160LV	9.9	12.5	5.1	7.6	3.8	1	0.6
LB250LV	9.6	17.4	5.1	7.6	3.8	2	0.6
LB400LV	11.5	19.5	5.1	7.6	3.8	2	0.6
LB600LV	11.5	19.5	5.1	7.6	3.8	2	0.6
LB800LV	13.0	22.5	5.1	7.6	3.8	2	0.6

Marking system



* Lead materials: Tin-plate metal wire.

* Lead-free devices are available, the right logo is lead-free mark of wayon.

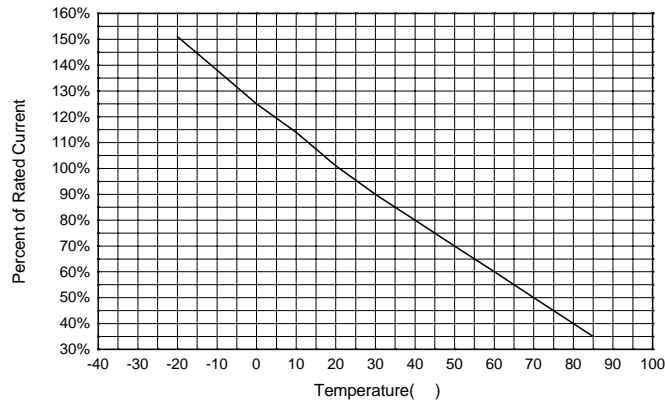


Electrical Characteristics

Part number	I _H	I _T	T _{trip}		V _{max}	I _{max}	R _{min}	R _{max}
	(A)	(A)	Current (A)	Time (S)	(V)	(A)	()	()
LB050LV	0.05	0.12	0.25	15.0	265	1.0	18.5	31.00
LB080LV	0.08	0.19	0.40	15.0	265	1.2	7.4	12.00
LB120LV	0.12	0.30	0.60	15.0	265	1.2	3.0	6.50
LB160LV	0.16	0.37	0.80	15.0	265	2.0	2.5	4.10
LB250LV	0.25	0.56	1.25	18.5	265	3.5	1.3	2.10
LB400LV	0.40	0.90	2.00	26.0	265	5.5	0.6	0.97
LB600LV	0.60	1.35	3.00	36.0	265	5.5	0.4	0.70
LB800LV	0.80	1.80	4.00	40.0	265	10.0	0.3	0.70

I_H =Hold current: maximum current at which the device will not trip at 25 °C still air.
 I_T =Trip current: minimum current at which the device will always trip at 25 °C still air.
 V_{max} =Maximum voltage device can withstand without damage at rated current.
 I_{max} =Maximum fault current device can withstand without damage at rated voltage.
 T_{trip} =Maximum time to trip(s) at assigned current.
 R_{min} =Minimum device resistance at 25 °C prior to tripping.
 R_{max} =Maximum device resistance at 25 °C prior to tripping.

Thermal Derating Chart- $I_H(A)$

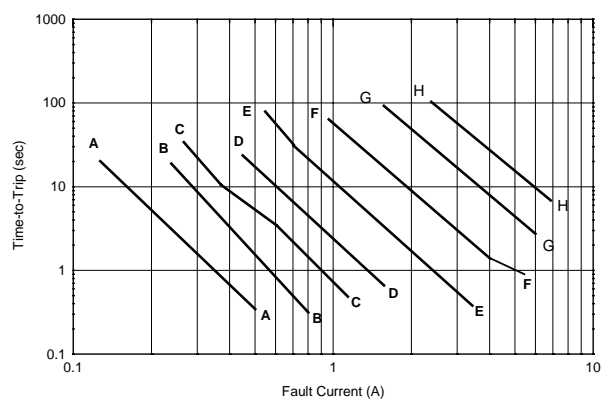


Test Procedures And Requirements

Test	Test Conditions	Accept/Reject Criteria
Resistance	In still air @ 25 °C	R_{min} R R_{max}
Time to Trip	Specified current, V_{max} , 25 °C	T maximum Time to Trip
Hold Current	60min, at I_H	No trip
Trip Cycle Life	V_{max} , I_{max} , 20cycles	No arcing or burning
Trip Endurance	V_{max} , 24hours	No arcing or burning

Typical Time-to-Trip Charts at 25 °C

- A=LB050LV
- B=LB080LV
- C=LB120LV
- D=LB160LV
- E=LB250LV
- F=LB400LV
- G=LB600LV
- H=LB800LV



Package Information

Bulk:
 LB050LV~LB400LV.....1000pcs per bag
 LB600LV~LB800LV.....500 pcs per bag