



### ◆ Feature

- Universal Input Switch Mode Power Supplies
- No load power consumption <0.3 Watt
- Meet energy star CEC, EUPS, MEPS level (IV) & (V)
- Protection: over voltage , over current ,short circuit
- High Efficiency and Reliability
- Range output 3VDC~36VDC
- Comply to UL,CSA, GS/TUV, CE, PSE

### Specification

Input	Voltage range	90~264Vac
	Frequency range	47~63Hz
	AC current	0.3A Max. @ 230Vac
	Inrush current (max.)	30Amax. @ 230Vac, cold start
	Leakage current(max.)	0.25mA @ 120Vac,60Hz / 0.45mA @ 230Vac,50Hz
Protection	Over load	>105% rate output voltage power Hiccup mode, Recovery automatically
	Short circuit	Power shutdown Auto recovery after fault condition is removed
Environment	Operating Temp.	0~40°C
	Relative Humidity	20%~90% , non-condensing
	Storage Temp. / Humidity	-20°C~85°C, 10%~95% RH
	Vibration	19.6m/s <sup>2</sup> 10-55Hz, 3minutes period,60minutes each along X,Y and Z axis (Non operating)
	IMPACT	196.1m/s <sup>2</sup> 11ms, once each X,Y and Z axis (Non operating)
Safety & EMC	Safety Standard	UL60950-1, EN60950-1, J60950, EN61558
	Withstand voltage	I/P-O/P:3KVac, 1 minute
	Isolation resistance	I/P-O/P: 100M ohms/500Vdc/25°C/70%RH
	Conducted / Radiated	EN55022 , FCC part 15 Class B
	Harmonic	EN6100-3-2
Others	MTBF	100,000 hours min. @25°C, 80% of full load. (MIL-HDBK-217F)
	Dimension	75.7mm *47.5mm *31mm
Note	1.All parameters are specified at 230Vac input, rated load,25°C 70% RH ambient;	
	2.DC voltage: the output voltage set at point measure by plug terminal & 100% load;	
	3.Ripple & Niose are measured at 20Mhz with a 0.1uf & 47uf capacitor	
	4.Tolerance: includes set up tolerance, line regulation, load regulation,	
	5.Line regulation is measured from low line to high line at rated load,	
	6.Load regulation is measured from 0%~100% at rated load	
	7.Efficiency is measured at 110Vac or 230Vac.	

### Safty mark

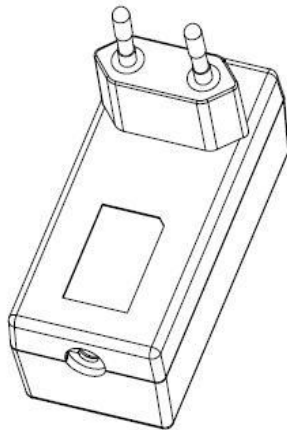
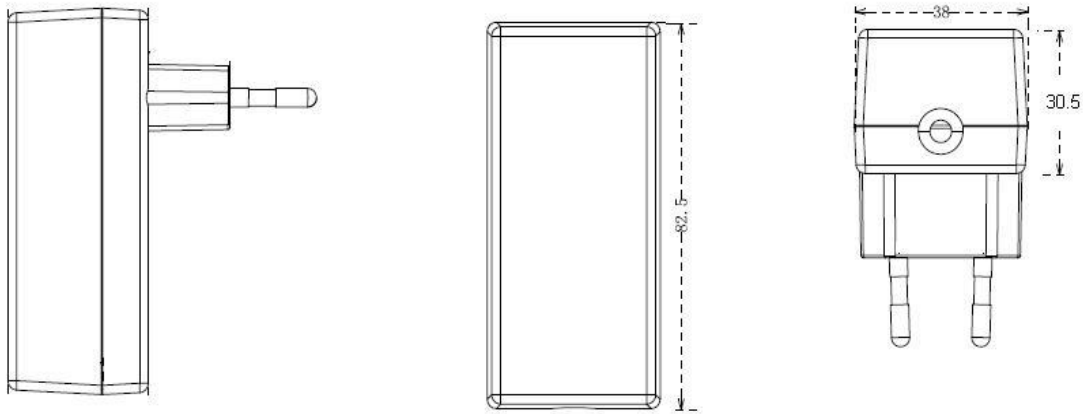


## Output

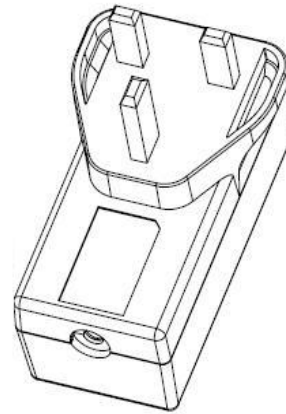
Model No.	DC Voltage	Current range '(mA)	Ripple & Noise	Line regulation	Load regulation	Voltage tolerance
SPA030yyyy	3V	100 to 2500	1%	±1%	±5%	±5%
SPA035yyyy	3.5V	100 to 2500	1%	±1%	±5%	±5%
SPA040yyyy	4V	100 to 2500	1%	±1%	±5%	±5%
SPA045yyyy	4.5V	100 to 2500	1%	±1%	±5%	±5%
SPA050yyyy	5V	100 to 2500	1%	±1%	±5%	±5%
SPA055yyyy	5.5V	100 to 2200	1%	±1%	±5%	±5%
SPA060yyyy	6V	100 to 2200	1%	±1%	±5%	±5%
SPA065yyyy	6.5V	100 to 2200	1%	±1%	±5%	±5%
SPA070yyyy	7V	100 to 2000	1%	±1%	±5%	±5%
SPA075yyyy	7.5V	100 to 1900	1%	±1%	±5%	±5%
SPA080yyyy	8V	100 to 1800	1%	±1%	±5%	±5%
SPA085yyyy	8.5V	100 to 1700	1%	±1%	±5%	±5%
SPA090yyyy	9V	100 to 1600	1%	±1%	±5%	±5%
SPA095yyyy	9.5V	100 to 1500	1%	±1%	±5%	±5%
SPA100yyyy	10V	100 to 1400	1%	±1%	±5%	±5%
SPA105yyyy	10.5V	100 to 1400	1%	±1%	±5%	±5%
SPA110yyyy	11V	100 to 1300	1%	±1%	±5%	±5%
SPA115yyyy	11.5V	100 to 1250	1%	±1%	±5%	±5%
SPA120yyyy	12V	100 to 1250	1%	±1%	±5%	±5%
SPA125yyyy	12.5V	100 to 1150	1%	±1%	±5%	±5%
SPA130yyyy	13V	100 to 1150	1%	±1%	±5%	±5%
SPA135yyyy	13.5V	100 to 1100	1%	±1%	±5%	±5%
SPA140yyyy	14V	100 to 1050	1%	±1%	±5%	±5%
SPA145yyyy	14.5V	100 to 1000	1%	±1%	±5%	±5%
SPA150yyyy	15V	100 to 1000	1%	±1%	±5%	±5%
SPA155yyyy	15.5V	100 to 950	1%	±1%	±5%	±5%
SPA160yyyy	16V	100 to 900	1%	±1%	±5%	±5%
SPA165yyyy	16.5V	100 to 900	1%	±1%	±5%	±5%
SPA170yyyy	17V	100 to 850	1%	±1%	±5%	±5%
SPA175yyyy	17.5V	100 to 850	1%	±1%	±5%	±5%
SPA180yyyy	18V	100 to 800	1%	±1%	±5%	±5%
SPA185yyyy	18.5V	100 to 800	1%	±1%	±5%	±5%
SPA190yyyy	19V	100 to 750	1%	±1%	±5%	±5%
SPA195yyyy	19.5V	100 to 750	1%	±1%	±5%	±5%
SPA200yyyy	20V	100 to 750	1%	±1%	±5%	±5%
SPA205yyyy	20.5V	100 to 700	1%	±1%	±5%	±5%
SPA210yyyy	20V	100 to 700	1%	±1%	±5%	±5%
SPA215yyyy	21.5V	100 to 650	1%	±1%	±5%	±5%
SPA220yyyy	22V	100 to 650	1%	±1%	±5%	±5%
SPA225yyyy	22.5V	100 to 650	1%	±1%	±5%	±5%
SPA230yyyy	23V	100 to 650	1%	±1%	±5%	±5%
SPA235yyyy	23.5V	100 to 600	1%	±1%	±5%	±5%
SPA240yyyy	24V	100 to 600	1%	±1%	±5%	±5%
SPA245yyyy	24.5V	100 to 600	1%	±1%	±5%	±5%
SPA250yyyy	25V	100 to 600	1%	±1%	±5%	±5%

**15W series AC to DC power adaptor****Wall mount**

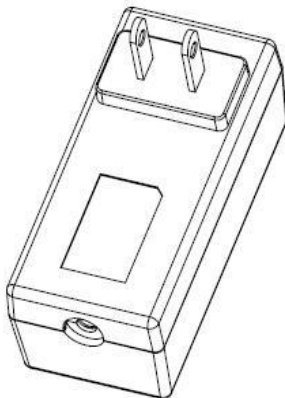
SPA255yyyy	25.5V	100 to 600	1%	±1%	±5%	±5%
SPA260yyyy	26V	100 to 550	1%	±1%	±5%	±5%
SPA265yyyy	26.5V	100 to 550	1%	±1%	±5%	±5%
SPA270yyyy	27V	100 to 550	1%	±1%	±5%	±5%
SPA275yyyy	27.5V	100 to 550	1%	±1%	±5%	±5%
SPA280yyyy	28V	100 to 500	1%	±1%	±5%	±5%
SPA285yyyy	28.5V	100 to 500	1%	±1%	±5%	±5%
SPA290yyyy	29V	100 to 500	1%	±1%	±5%	±5%
SPA295yyyy	29.5V	100 to 500	1%	±1%	±5%	±5%
SPA300yyyy	30V	100 to 500	1%	±1%	±5%	±5%
SPA305yyyy	30.5V	100 to 500	1%	±1%	±5%	±5%
SPA310yyyy	31V	100 to 450	1%	±1%	±5%	±5%
SPA315yyyy	31.5V	100 to 450	1%	±1%	±5%	±5%
SPA320yyyy	32V	100 to 450	1%	±1%	±5%	±5%
SPA325yyyy	32.5V	100 to 450	1%	±1%	±5%	±5%
SPA330yyyy	33V	100 to 450	1%	±1%	±5%	±5%
SPA335yyyy	33.5V	100 to 450	1%	±1%	±5%	±5%
SPA340yyyy	34V	100 to 400	1%	±1%	±5%	±5%
SPA345yyyy	34.5V	100 to 400	1%	±1%	±5%	±5%
SPA350yyyy	35V	100 to 400	1%	±1%	±5%	±5%
SPA355yyyy	35.5V	100 to 400	1%	±1%	±5%	±5%
SPA360yyyy	36V	100 to 400	1%	±1%	±5%	±5%



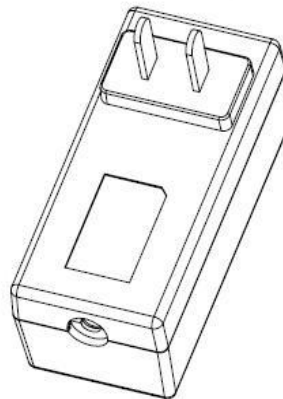
EU STANDARD PLUG



UK STANDARD PLUG



US STANDARD PLUG  
JAPAN STANDARD PLUG



CHINA STANDARD PLUG

Note: 1.All dimensions in mm.  
2.Detail mechanical drawing upon request.

Safety mark





◆ Feature

- Universal Input Switch Mode Power Supplies
- No load power consumption <0.3 Watt
- Meet energy star CEC, EUPS, MEPS level (IV) & (V)
- Protection: over voltage , over current ,short circuit
- High Efficiency and Reliability
- Range output 3VDC~36VDC
- Comply to UL,CSA, GS/TUV, CE, PSE

Specification

Input	Voltage range	90~264Vac
	Frequency range	47~63Hz
	AC current	0.3A Max. @ 230Vac
	Inrush current (max.)	30Amax. @ 230Vac, cold start
	Leakage current(max.)	0.25mA @ 120Vac,60Hz / 0.45mA @ 230Vac,50Hz
Protection	Over load	>105% rate output voltage power Hiccup mode, Recovery automatically
	Short circuit	Power shutdown Auto recovery after fault condition is removed
Environment	Operating Temp.	0~40°C
	Relative Humidity	20%~90% , non-condensing
	Storage Temp. / Humidity	-20°C~85°C, 10%~95% RH
	Vibration	19.6m/s <sup>2</sup> 10-55Hz, 3minutes period,60minutes each along X,Y and Z axis (Non operating)
	IMPACT	196.1m/s <sup>2</sup> 11ms, once each X,Y and Z axis (Non operating)
Safety & EMC	Safety Standard	UL60950-1, EN60950-1 / EN61558 / J60950
	Withstand voltage	I/P-O/P:3KVac, 1 minute
	Isolation resistance	I/P-O/P: 100M ohms/500Vdc/25°C/70%RH
	Conducted / Radiated	EN55022 , FCC part 15 Class B
	Harmonic	EN6100-3-2
Others	MTBF	100,000 hours min. @25°C, 80% of full load. (MIL-HDBK-217F)
	Dimension	81.7mm *52mm *31.35mm
Note	1.All parameters are specified at 230Vac input, rated load,25°C 70% RH ambient;	
	2.DC voltage: the output voltage set at point measure by plug terminal & 100% load;	
	3.Ripple & Niose are measured at 20Mhz with a 0.1uf & 47uf capacitor	
	4.Tolerance: includes set up tolerance, line regulation, load regulation,	
	5.Line regulation is measured from low line to high line at rated load,	
	6.Load regulation is measured from 0%~100% at rated load	
	7.Efficiency is measured at 110Vac or 230Vac.	

Safty mark

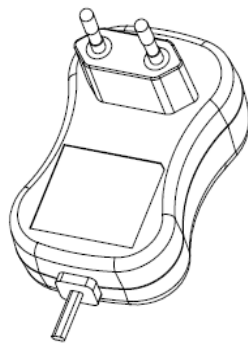
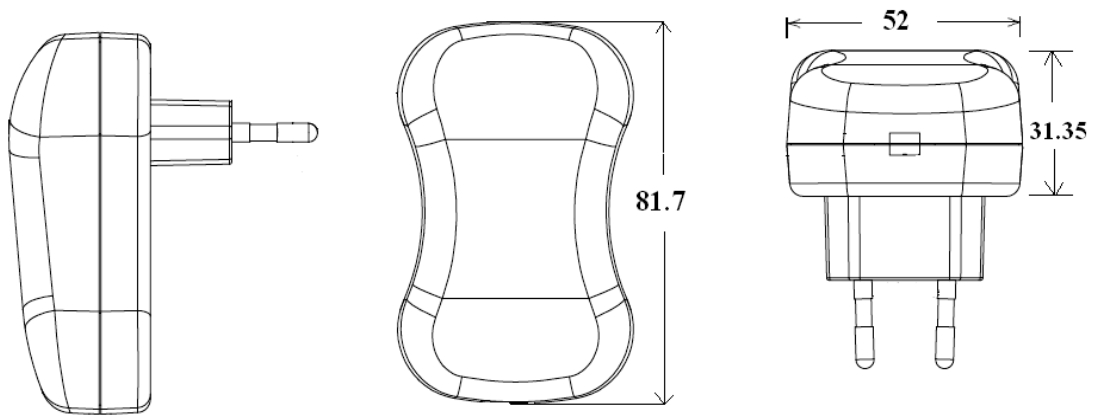


## Output

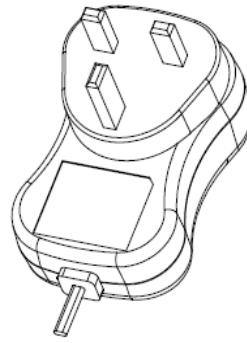
Model No.	DC Voltage	Current range '(mA)	Ripple & Noise	Line regulation	Load regulation	Voltage tolerance
SPA030yyyy	3V	100 to 2500	1%	±1%	±5%	±5%
SPA035yyyy	3.5V	100 to 2500	1%	±1%	±5%	±5%
SPA040yyyy	4V	100 to 2500	1%	±1%	±5%	±5%
SPA045yyyy	4.5V	100 to 2500	1%	±1%	±5%	±5%
SPA050yyyy	5V	100 to 2500	1%	±1%	±5%	±5%
SPA055yyyy	5.5V	100 to 2200	1%	±1%	±5%	±5%
SPA060yyyy	6V	100 to 2200	1%	±1%	±5%	±5%
SPA065yyyy	6.5V	100 to 2200	1%	±1%	±5%	±5%
SPA070yyyy	7V	100 to 2000	1%	±1%	±5%	±5%
SPA075yyyy	7.5V	100 to 1900	1%	±1%	±5%	±5%
SPA080yyyy	8V	100 to 1800	1%	±1%	±5%	±5%
SPA085yyyy	8.5V	100 to 1700	1%	±1%	±5%	±5%
SPA090yyyy	9V	100 to 1600	1%	±1%	±5%	±5%
SPA095yyyy	9.5V	100 to 1500	1%	±1%	±5%	±5%
SPA100yyyy	10V	100 to 1400	1%	±1%	±5%	±5%
SPA105yyyy	10.5V	100 to 1400	1%	±1%	±5%	±5%
SPA110yyyy	11V	100 to 1300	1%	±1%	±5%	±5%
SPA115yyyy	11.5V	100 to 1250	1%	±1%	±5%	±5%
SPA120yyyy	12V	100 to 1250	1%	±1%	±5%	±5%
SPA125yyyy	12.5V	100 to 1150	1%	±1%	±5%	±5%
SPA130yyyy	13V	100 to 1150	1%	±1%	±5%	±5%
SPA135yyyy	13.5V	100 to 1100	1%	±1%	±5%	±5%
SPA140yyyy	14V	100 to 1050	1%	±1%	±5%	±5%
SPA145yyyy	14.5V	100 to 1000	1%	±1%	±5%	±5%
SPA150yyyy	15V	100 to 1000	1%	±1%	±5%	±5%
SPA155yyyy	15.5V	100 to 950	1%	±1%	±5%	±5%
SPA160yyyy	16V	100 to 900	1%	±1%	±5%	±5%
SPA165yyyy	16.5V	100 to 900	1%	±1%	±5%	±5%
SPA170yyyy	17V	100 to 850	1%	±1%	±5%	±5%
SPA175yyyy	17.5V	100 to 850	1%	±1%	±5%	±5%
SPA180yyyy	18V	100 to 800	1%	±1%	±5%	±5%
SPA185yyyy	18.5V	100 to 800	1%	±1%	±5%	±5%
SPA190yyyy	19V	100 to 750	1%	±1%	±5%	±5%
SPA195yyyy	19.5V	100 to 750	1%	±1%	±5%	±5%
SPA200yyyy	20V	100 to 750	1%	±1%	±5%	±5%
SPA205yyyy	20.5V	100 to 700	1%	±1%	±5%	±5%
SPA210yyyy	20V	100 to 700	1%	±1%	±5%	±5%
SPA215yyyy	21.5V	100 to 650	1%	±1%	±5%	±5%
SPA220yyyy	22V	100 to 650	1%	±1%	±5%	±5%
SPA225yyyy	22.5V	100 to 650	1%	±1%	±5%	±5%
SPA230yyyy	23V	100 to 650	1%	±1%	±5%	±5%
SPA235yyyy	23.5V	100 to 600	1%	±1%	±5%	±5%
SPA240yyyy	24V	100 to 600	1%	±1%	±5%	±5%
SPA245yyyy	24.5V	100 to 600	1%	±1%	±5%	±5%
SPA250yyyy	25V	100 to 600	1%	±1%	±5%	±5%

**15W series AC to DC power adaptor****Wall mount**

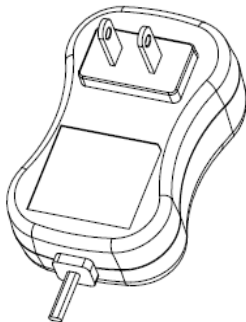
SPA255yyyy	25.5V	100 to 600	1%	±1%	±5%	±5%
SPA260yyyy	26V	100 to 550	1%	±1%	±5%	±5%
SPA265yyyy	26.5V	100 to 550	1%	±1%	±5%	±5%
SPA270yyyy	27V	100 to 550	1%	±1%	±5%	±5%
SPA275yyyy	27.5V	100 to 550	1%	±1%	±5%	±5%
SPA280yyyy	28V	100 to 500	1%	±1%	±5%	±5%
SPA285yyyy	28.5V	100 to 500	1%	±1%	±5%	±5%
SPA290yyyy	29V	100 to 500	1%	±1%	±5%	±5%
SPA295yyyy	29.5V	100 to 500	1%	±1%	±5%	±5%
SPA300yyyy	30V	100 to 500	1%	±1%	±5%	±5%
SPA305yyyy	30.5V	100 to 500	1%	±1%	±5%	±5%
SPA310yyyy	31V	100 to 450	1%	±1%	±5%	±5%
SPA315yyyy	31.5V	100 to 450	1%	±1%	±5%	±5%
SPA320yyyy	32V	100 to 450	1%	±1%	±5%	±5%
SPA325yyyy	32.5V	100 to 450	1%	±1%	±5%	±5%
SPA330yyyy	33V	100 to 450	1%	±1%	±5%	±5%
SPA335yyyy	33.5V	100 to 450	1%	±1%	±5%	±5%
SPA340yyyy	34V	100 to 400	1%	±1%	±5%	±5%
SPA345yyyy	34.5V	100 to 400	1%	±1%	±5%	±5%
SPA350yyyy	35V	100 to 400	1%	±1%	±5%	±5%
SPA355yyyy	35.5V	100 to 400	1%	±1%	±5%	±5%
SPA360yyyy	36V	100 to 400	1%	±1%	±5%	±5%



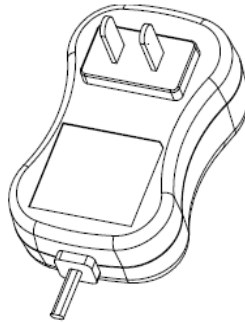
EU STANDARD PLUG



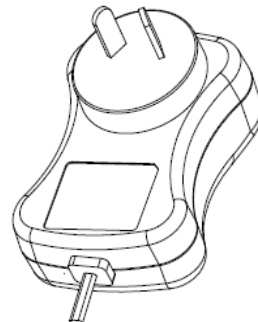
UK STANDARD PLUG



US STANDARD PLUG  
JAPAN STANDARD PLUG



CHINA STANDARD PLUG



AUSTRALIA STANDARD PLUG

Note: 1.All dimensions in mm.  
2.Detail mechanical drawing upon request.

Safety mark







◆ Feature

- Universal Input Switch Mode Power Supplies
- No load power consumption <0.3 Watt
- Meet energy star CEC, EUPS, MEPS level (IV) & (V)
- Protection: over voltage , over current ,short circuit
- High Efficiency and Reliability
- Range output 3VDC~36VDC
- Comply to UL,CSA, GS/TUV, CE, PSE

Specification

Input	Voltage range	90~264Vac
	Frequency range	47~63Hz
	AC current	0.3A Max. @ 230Vac
	Inrush current (max.)	30Amax. @ 230Vac, cold start
	Leakage current(max.)	0.25mA @120Vac,60Hz / 0.45mA @ 230Vac,50Hz
Protection	Over load	>105% rate output voltage power Hiccup mode, Recovery automatically
	Short circuit	Power shutdown Auto recovery after fault condition is removed
Environment	Operating Temp.	0~40°C
	Relative Humidity	20%~90% , non-condensing
	Storage Temp. / Humidity	-20°C~85°C, 10%~95% RH
	Vibration	19.6m/s <sup>2</sup> 10-55Hz, 3minutes period,60minutes each along X,Y and Z axis (Non operating)
	IMPACT	196.1m/s <sup>2</sup> 11ms, once each X,Y and Z axis (Non operating)
Safety & EMC	Safety Standard	UL60950-1, EN60950-1 / EN61558 / J60950
	Withstand voltage	I/P-O/P:3KVac, 1 minute
	Isolation resistance	I/P-O/P: 100M ohms/500Vdc/25°C/70%RH
	Conducted / Radiated	EN55022 , FCC part 15 Class B
	Harmonic	EN6100-3-2
Others	MTBF	100,000 hours min. @25°C, 80% of full load. (MIL-HDBK-217F)
	Dimension	80.14mm *53.95mm *29.6mm
Note	1.All parameters are specified at 230Vac input, rated load,25°C 70% RH ambient;	
	2.DC voltage: the output voltage set at point measure by plug terminal & 100% load;	
	3.Ripple & Niose are measured at 20Mhz with a 0.1uf & 47uf capacitor	
	4.Tolerance: includes set up tolerance, line regulation, load regulation,	
	5.Line regulation is measured from low line to high line at rated load,	
	6.Load regulation is measured from 0%~100% at rated load	
	7.Efficiency is measured at 110Vac or 230Vac.	

Safty mark

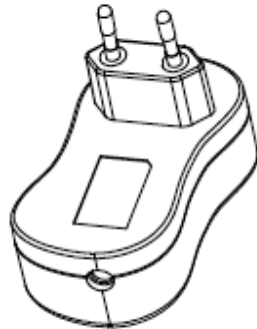
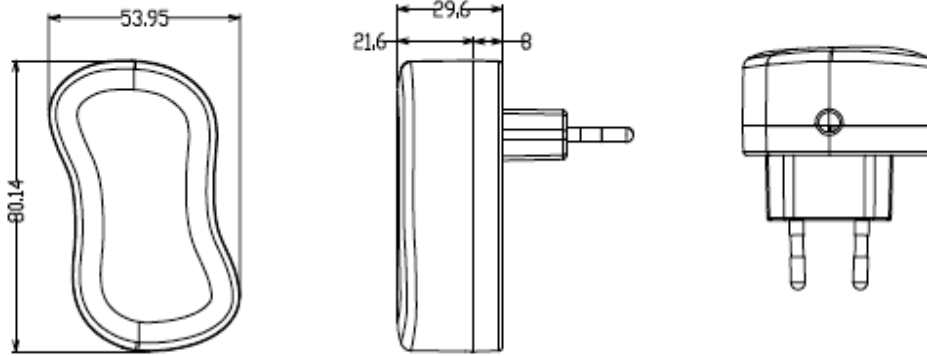


## Output

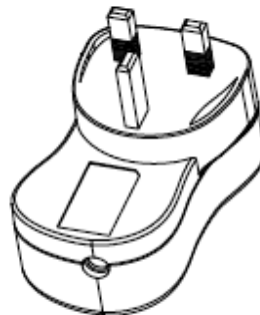
Model No.	DC Voltage	Current range '(mA)	Ripple & Noise	Line regulation	Load regulation	Voltage tolerance
SPA030yyyy	3V	100 to 2500	1%	±1%	±5%	±5%
SPA035yyyy	3.5V	100 to 2500	1%	±1%	±5%	±5%
SPA040yyyy	4V	100 to 2500	1%	±1%	±5%	±5%
SPA045yyyy	4.5V	100 to 2500	1%	±1%	±5%	±5%
SPA050yyyy	5V	100 to 2500	1%	±1%	±5%	±5%
SPA055yyyy	5.5V	100 to 2200	1%	±1%	±5%	±5%
SPA060yyyy	6V	100 to 2200	1%	±1%	±5%	±5%
SPA065yyyy	6.5V	100 to 2200	1%	±1%	±5%	±5%
SPA070yyyy	7V	100 to 2000	1%	±1%	±5%	±5%
SPA075yyyy	7.5V	100 to 1900	1%	±1%	±5%	±5%
SPA080yyyy	8V	100 to 1800	1%	±1%	±5%	±5%
SPA085yyyy	8.5V	100 to 1700	1%	±1%	±5%	±5%
SPA090yyyy	9V	100 to 1600	1%	±1%	±5%	±5%
SPA095yyyy	9.5V	100 to 1500	1%	±1%	±5%	±5%
SPA100yyyy	10V	100 to 1400	1%	±1%	±5%	±5%
SPA105yyyy	10.5V	100 to 1400	1%	±1%	±5%	±5%
SPA110yyyy	11V	100 to 1300	1%	±1%	±5%	±5%
SPA115yyyy	11.5V	100 to 1250	1%	±1%	±5%	±5%
SPA120yyyy	12V	100 to 1250	1%	±1%	±5%	±5%
SPA125yyyy	12.5V	100 to 1150	1%	±1%	±5%	±5%
SPA130yyyy	13V	100 to 1150	1%	±1%	±5%	±5%
SPA135yyyy	13.5V	100 to 1100	1%	±1%	±5%	±5%
SPA140yyyy	14V	100 to 1050	1%	±1%	±5%	±5%
SPA145yyyy	14.5V	100 to 1000	1%	±1%	±5%	±5%
SPA150yyyy	15V	100 to 1000	1%	±1%	±5%	±5%
SPA155yyyy	15.5V	100 to 950	1%	±1%	±5%	±5%
SPA160yyyy	16V	100 to 900	1%	±1%	±5%	±5%
SPA165yyyy	16.5V	100 to 900	1%	±1%	±5%	±5%
SPA170yyyy	17V	100 to 850	1%	±1%	±5%	±5%
SPA175yyyy	17.5V	100 to 850	1%	±1%	±5%	±5%
SPA180yyyy	18V	100 to 800	1%	±1%	±5%	±5%
SPA185yyyy	18.5V	100 to 800	1%	±1%	±5%	±5%
SPA190yyyy	19V	100 to 750	1%	±1%	±5%	±5%
SPA195yyyy	19.5V	100 to 750	1%	±1%	±5%	±5%
SPA200yyyy	20V	100 to 750	1%	±1%	±5%	±5%
SPA205yyyy	20.5V	100 to 700	1%	±1%	±5%	±5%
SPA210yyyy	20V	100 to 700	1%	±1%	±5%	±5%
SPA215yyyy	21.5V	100 to 650	1%	±1%	±5%	±5%
SPA220yyyy	22V	100 to 650	1%	±1%	±5%	±5%
SPA225yyyy	22.5V	100 to 650	1%	±1%	±5%	±5%
SPA230yyyy	23V	100 to 650	1%	±1%	±5%	±5%
SPA235yyyy	23.5V	100 to 600	1%	±1%	±5%	±5%
SPA240yyyy	24V	100 to 600	1%	±1%	±5%	±5%
SPA245yyyy	24.5V	100 to 600	1%	±1%	±5%	±5%
SPA250yyyy	25V	100 to 600	1%	±1%	±5%	±5%

**15W series AC to DC power adaptor****Wall mount**

SPA255yyyy	25.5V	100 to 600	1%	±1%	±5%	±5%
SPA260yyyy	26V	100 to 550	1%	±1%	±5%	±5%
SPA265yyyy	26.5V	100 to 550	1%	±1%	±5%	±5%
SPA270yyyy	27V	100 to 550	1%	±1%	±5%	±5%
SPA275yyyy	27.5V	100 to 550	1%	±1%	±5%	±5%
SPA280yyyy	28V	100 to 500	1%	±1%	±5%	±5%
SPA285yyyy	28.5V	100 to 500	1%	±1%	±5%	±5%
SPA290yyyy	29V	100 to 500	1%	±1%	±5%	±5%
SPA295yyyy	29.5V	100 to 500	1%	±1%	±5%	±5%
SPA300yyyy	30V	100 to 500	1%	±1%	±5%	±5%
SPA305yyyy	30.5V	100 to 500	1%	±1%	±5%	±5%
SPA310yyyy	31V	100 to 450	1%	±1%	±5%	±5%
SPA315yyyy	31.5V	100 to 450	1%	±1%	±5%	±5%
SPA320yyyy	32V	100 to 450	1%	±1%	±5%	±5%
SPA325yyyy	32.5V	100 to 450	1%	±1%	±5%	±5%
SPA330yyyy	33V	100 to 450	1%	±1%	±5%	±5%
SPA335yyyy	33.5V	100 to 450	1%	±1%	±5%	±5%
SPA340yyyy	34V	100 to 400	1%	±1%	±5%	±5%
SPA345yyyy	34.5V	100 to 400	1%	±1%	±5%	±5%
SPA350yyyy	35V	100 to 400	1%	±1%	±5%	±5%
SPA355yyyy	35.5V	100 to 400	1%	±1%	±5%	±5%
SPA360yyyy	36V	100 to 400	1%	±1%	±5%	±5%



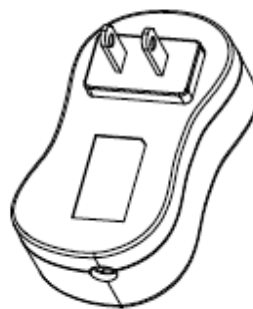
**EU STANDARD PLUG**



**UK STANDARD PLUG**



**CHINA STANDARD PLUG**



**US STANDARD PLUG  
JAPAN STANDARD PLUG**



**AUSTRALIA STANDARD PLUG**

Note: 1. All dimensions in mm.  
2. Detail mechanical drawing upon request.

Safety mark

